

Worldox Web 3.2

Worldox Web 3.2 builds on the foundation of Web 3.1 charged by a new back-end and enhanced front-end. We put the spotlight on features you need the most. Enjoy the benefits of enhanced speed and a UI enriched with functions requested by our users.

Notable changes are:

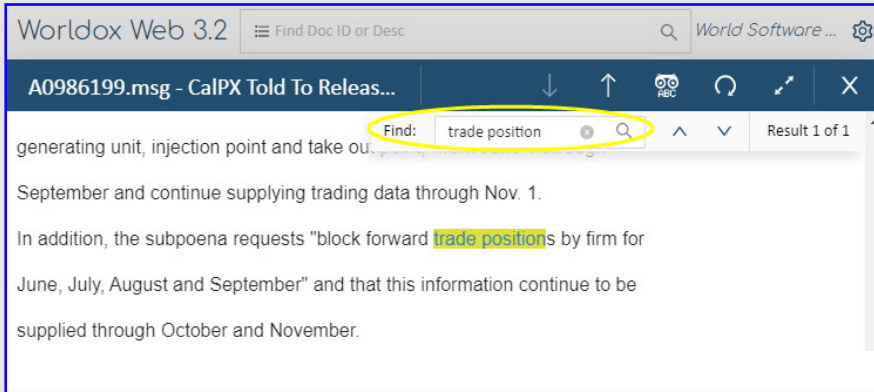
- “Your Recent Work” dashboard is a landing page that provides quick access to recent work with just one click
- A commands ribbon including user-configurable options for the Home menu
- Enhanced Find command search bar with date range and file extension type options
- Filter and Metadata bottom tabs from Worldox Enterprise are now visible in Worldox Web
- New file sharing options that leverage your Microsoft® 365 investment and allow file transmission via Email, OneDrive and Microsoft Teams
- Option to search for words in the Viewer
- Ability to pin Bookmarks to your screen like in Worldox.
- Simple ways to add Bookmarks and searches right from Web 3.2
- New redesigned pop-up Navigation Panel
- “Subscribe to Workspaces” option is now available in Worldox Web
- Export file lists from Worldox Web to a CSV file
- The Worldox Web Agent provides extra application integration on Windows devices

The screenshot displays the Worldox Web 3.2 interface. At the top is a dark blue ribbon with tabs for File, Home, Edit, List, Search, Bookmarks, and Display. Below the ribbon is a toolbar with icons for Download, Upload, View, Check-Out, Copy, Move, Edit Metadata, Add this list, Pinned Bookmarks, and Home. A search bar is located below the toolbar, containing the text "Find Doc ID or Desc". The main content area is titled "Your Recent Work" and is divided into four columns: Favorites, Fav Matters, Bookmarks, and Workspaces. Each column contains a list of items with icons and text. The Favorites column lists items like "All Favorite Files", "My Chosen Favorites", "Acrobat", "Excel", "Outlook", "PowerPoint", "Projects", and "Word". The Fav Matters column lists items like "Client Files: 00001.0010 ...", "Client Files: 00001.0050 ...", "Clio Client Files: TEST.TES...", "Forms: CRED (Credit Agr...", "QC: 00001.0010 (Nathan...", "QC: 20000.200 (City of ...", and "Workspaces: AAGUIL (Ag...". The Bookmarks column lists items like "<My last search> 2", "Bill BM", "BM DINO", "Favorite Files: Checke...", "City of Mesa - General", "Client Files\I'm the A...", "Client Files\This Wee...", and "Clio Test". The Workspaces column lists items like "Adding a file from DND", "Borrowers", "City of Mesa Project", "City of Mesa Project ...", "Credit Forms", "Credit ratings", "Estate", and "forms". A vertical sidebar on the left contains icons for Favorites, Fav Matters, Cabinets, Workspaces, and a search icon.

Worldox Web 3.2 – Your Recent Work dashboard with the Columns view applied is shown. A Tabs view is also available.

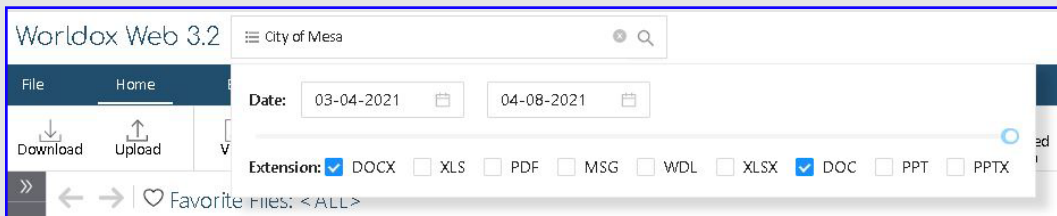
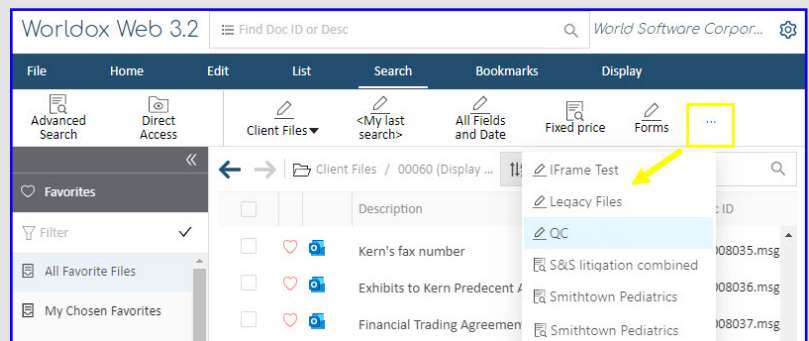
Worldox Web 3.2

Simplify your work processes and add your own personal touch. Take command of your UI.



As you preview a file in the Viewer, search criteria you enter in the Find field becomes highlighted.

Access your Search templates with the click of a toolbar button.



The Search command bar has added date range and file extension type options.

Features like bottom Filter and Meta tabs have been added to the Web product, so it is more aligned with classic Worldox desktop. Another existing feature, the command bar search, has extended capabilities for Web 3.2.

Worldox Web 3 is the companion to Worldox GX4 and you must be on the current version of GX4 to install it.

It also requires:

- 64 Bit Windows Server 2012 R2 or Higher running IIS
- Static IP address with a corresponding hostname
- Full time broadband Internet connection
- Windows 10 (x64 required) workstation, quad core CPU with min 8 GB of RAM, to serve as a Worldox Proxy Server.
- Microsoft® Office 365 subscription for Email, OneDrive and Microsoft Teams features

For details, contact your Worldox Reseller:

Contact Worldox Direct:

Sales: (800) 962-6360
sales@worldox.com

Main Site: www.worldox.com

